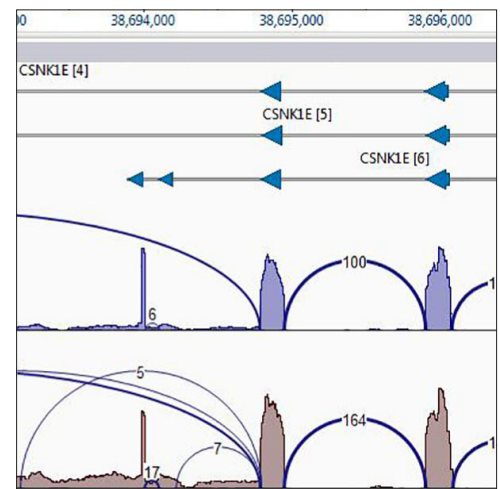
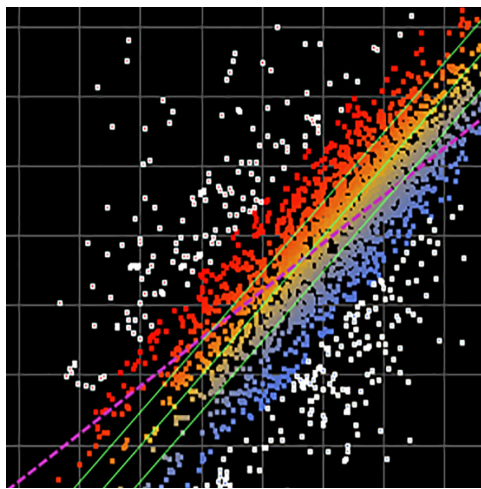
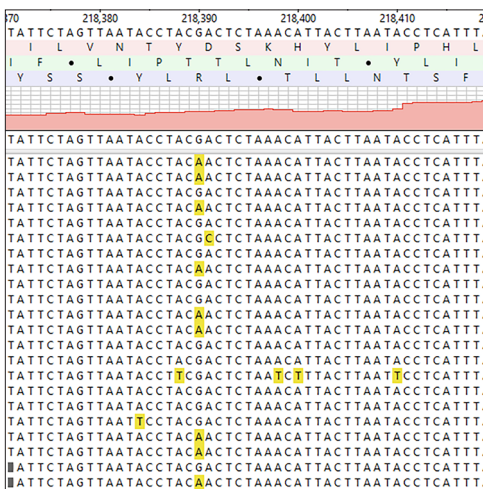


LASERGENE GENOMICS

Supporting all major NGS workflows and technologies



RESEQUENCING AND GENOTYPING

- Reference guided alignment for any size project
- Cancer genomics
- Viral genome analysis, including support for ARTIC network protocols
- Copy number variation (CNV) calculation
- Variant detection accuracy >99%
- SNP to structure workflow for modeling impact of mutations on protein structure

GENOME ASSEMBLY AND EDITING

- *De novo* genome assembly and contig editing
- Hybrid *de novo* assembly with closely related reference for contig ordering and scaffolding
- Gap closure for genomic alignments

TRANSCRIPTOME ANALYSIS

- *De novo* transcriptome assembly with auto-mRNA annotation
- RNA-Seq gene expression analysis and statistics, including DESeq2 and EdgeR
- ChIP-Seq peak detection
- Microarray analysis
- miRNA discovery, quantification, and gene expression
- Combined analysis and visualization of gene expression data from multiple technologies

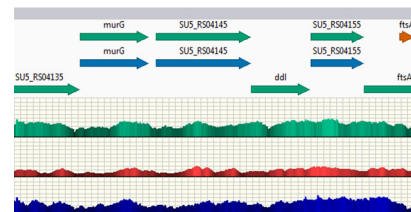
METAGENOMICS

- Alignment of metagenomic sequencing data to biome genomes and gene databases
- *De novo* assembly of novel sequences

Perform NGS assembly, alignment, and variant calling quickly and accurately

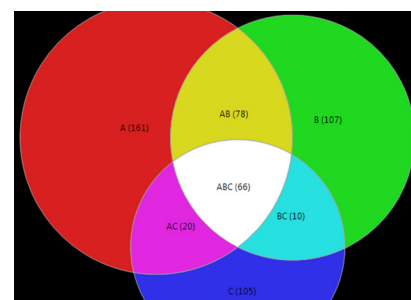
Accuracy and Speed Benchmarks

REFERENCE-GUIDED ALIGNMENT BENCHMARKS				
Data Set	Number of Samples	Input Data (Gbases)	Assembly Time	Per-Sample Assembly Time
Salmonella Genome	18	7	69 minutes	2.7 minutes
Human RNA-Seq	11	69	11 hours	55 minutes
Human Exome	10	68	8 hours	49 minutes
Human Genome	1	112	17 hours	17 hours
Human Genome	3	335	43 hours	14 hours



Multiple genome assemblies

DE NOVO TRANSCRIPTOME ASSEMBLY BENCHMARKS				
Data Set	Number of Reads (Millions)	Transcripts	Average Transcript Length	Assembly Time
Human	100	30,342	975	15 hours
Water Bear	45	24,960	1,680	30 hours



Venn diagram used to compare SNPs, genes & peaks

ACCURACY COMPARISONS FOR HUMAN EXOME VARIANT ANALYSIS USING NA12878							
Workflow	Sensitivity	Specificity	False Discovery Rate	True Positives	False Positives	False Negatives	Elapsed Time
Lasergene Genomics	99.56%	99.999%	1.29%	15,272	200	67	1.3 hr
CLC Bio Genomics Workbench	99.18%	99.995%	7.41%	15,553	1,245	288	3.1 hr
Geneious	91.68%	99.995%	7.82%	14,827	1,257	1,346	2.9 hr
BWA Mapper / GATK Unified Genotyper	99.09%	99.999%	1.08%	15,161	166	139	6.0 hr
BWA Mapper / GATK Haplotype Base Caller	99.14%	99.999%	0.97%	15,168	149	132	6.3 hr

Sequencing Platforms

Illumina
 Ion Torrent
 PacBio

Operating Systems

Windows
 Macintosh



Hardware Requirements

16-32 GB RAM
 Quad-Core 3 GHz processor
 Two 1-4 TB hard drives*

*For ref-guided alignments on local computers

Contact Us

608.258.7420 tel
 866.511.5090 toll free

0.808.234.1643 U.K.
 0.800.182.4747 Germany

3801 Regent Street
 Madison, WI 53705

www.dnastar.com
 info@dnastar.com